

**GET
UP**

*Six exercises for
staying steady*

AND

GO



Brought to you by:



In association with:


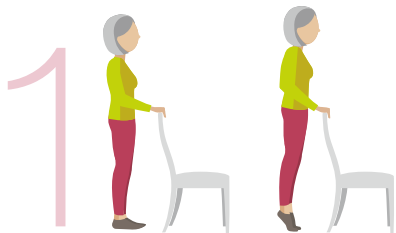


6 exercises for strength and balance

Physios say these simple exercises can help improve co-ordination and balance. Get on your feet and try them daily – or at least twice a week!



- MAKE SURE THE CHAIR YOU USE IS STURDY
- WEAR SUPPORTIVE SHOES
- IF YOU EXPERIENCE CHEST PAIN, DIZZINESS OR SEVERE SHORTNESS OF BREATH, STOP AND CALL YOUR GP OR CALL 111
- A SLIGHT SORENESS THE DAY AFTER IS QUITE NORMAL



Heel Raises

Stand tall, holding the back of a sturdy kitchen-type chair or kitchen sink, then lift your heels off the floor, taking your weight onto your big toes. Hold for three seconds, then lower with control. Repeat 10 times.

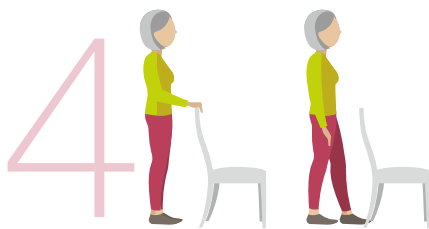
Toe Raises

Stand tall holding the same support, then raise your toes – taking your weight on your heels. Don't stick your bottom out. Hold for three seconds, then lower with control. Repeat 10 times.



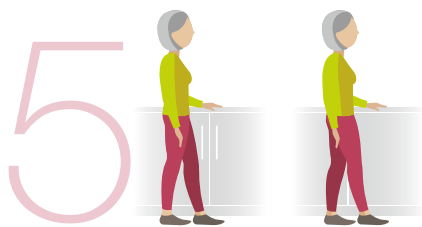
Sit to Stand

Sit tall near the front of a chair with your feet slightly back. Lean forwards slightly and stand up (with hands on the chair if needed). Step back until your legs touch the chair then slowly lower yourself back into the chair. Repeat 10 times.



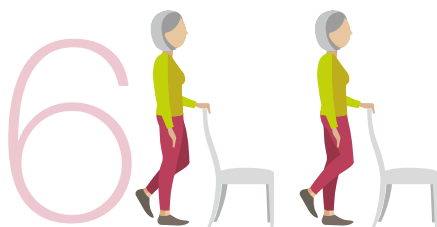
Heel-Toe Stand

Stand tall, with one hand on your support. Put one foot directly in front of the other to make a straight line. Look ahead, take your hand off the support and balance for 10 seconds. Take the front foot back to hip width apart. Then place the other foot in front and balance for 10 seconds.



Heel-Toe Walking

Stand tall, with one hand on a support like a kitchen cabinet. Look ahead and walk 10 steps forwards, placing one foot directly in front of the other so that the feet form a straight line. Aim for a steady walking action. Take the feet back to hip width apart, turn around and repeat the steps in the other direction.



One-Leg Stand

Stand close to your support and hold it with one hand. Balance on one leg, keeping the support knee soft and your posture upright. Hold the position for 10 seconds. Repeat on the other leg.



KEEP THESE EXERCISES SOMEWHERE HANDY LIKE ON THE FRONT OF THE FRIDGE



About Saga

A wide range of authoritative health news and advice is available on Saga's website saga.co.uk/health

Read on!

See a fuller version of this Get Up and Go guide at saga.co.uk/falls

Every month, too, enjoy wellbeing articles and a whole lot more in Saga Magazine.

For a free copy ring **0800 056 1057*** quoting code **FG015**.

*Offer is available to UK residents only and subject to availability. Your free magazine will be posted within two weeks. Lines are open weekdays Monday to Friday, 9am-5pm.

We care...

about helping people to retain their independence.

Saga Healthcare -

created and run by nurses and professional carers - is care that's built around your needs. We offer live in and visiting care services, plus an SOS alarm service for reassurance and peace of mind.

0800 145 5566

www.saga.co.uk/care



About Physiotherapy

Physiotherapy improves physical and mental health, reverses dependency and enhances quality of life for older people with a wide range of conditions. Not only does it prevent ill health, it helps people to stay active and recover from falls, illness and injury.

Watch the exercises featured in this guide and find out how to calculate your risk of a fall, with CSP's Get Up and Go video series www.csp.org.uk/getupandgo

You can be referred to a physiotherapist by your GP, self-referral in some areas or find a local private physio at www.physio2u.co.uk



CHARTERED
SOCIETY
OF
PHYSIOTHERAPY



The CSP Charitable Trust
Registered Charity No. 270020